

MDS Super Audio CD PLAYER DP-570S



Accuphase Laboratory, Inc.

For seasoned audiophiles, the vast CD collection lining the rack remains a cherished music source, and the importance of SACD/CD players continues to grow.

The new DP-570S is the 5th generation of this line, featuring an improved SA-CD/CD drive and ultra-low THD and noise performance, compared to the former DP-570, which was released in 2020.

The DP-570S features low noise performance and low distortion, achieving its best-ever performance by incorporating Accuphase's proprietary ANCC distortion and noise reduction technology.

The sound produced by the DP-570S, an instrument of such artistic refinement, draws out all information from familiar discs, evoking fresh emotion.

Dimension and weight

- Same unit dimensions as the former model



Accuphase Laboratory, Inc.


2

The DP-570S has the same unit dimensions as the former model DP-570.

The mass has become just a little lighter (DP-570: 19.0kg).

Internal view

- Fully separated circuit & solid construction



SACD / CD Drive Mechanism

Internal View

Accuphase Laboratory, Inc.

DP-570S is applied the systematical layout. Each circuit block is logically placed to make the signal path short as possible.

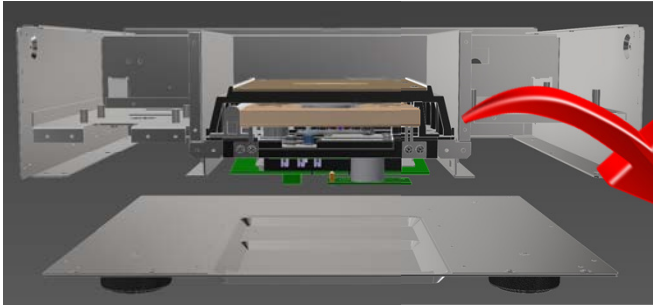
The digital circuit is on the right side and the analog circuit is on the left side at the rear panel.

Logic control board is on the right side of SA-CD drive mechanism, and on the left side, reinforced power supply is installed with the power transformer.

Additionally, the disc tray features a beautiful champagne gold color, exuding an elegant atmosphere with its smooth and effortless operation.

SA-CD / CD Drive

- Low center of gravity, high reliability construction
- performance vibration absorber



SA-CD / CD Drive Mechanism Construction



Viscoelastic damper

Accuphase Laboratory, Inc.

The SACD/CD drive mechanism is mounted on a robust chassis. This structure is designed to minimize the impact of external unwanted vibrations on the pickup, creating a low-center-of-gravity, highly reliable platform.

Furthermore, laser pickup module is mounted on the vibration absorbers. Those are made of the special rubber which is carefully selected from many kinds of rubber materials specially for this mechanism.

Strong power supply

- Analog and digital independent winding power transformer
- All new custom-made filtering capacitor



Power transformer



Filtering capacitors

Accuphase Laboratory, Inc.

A powerful power supply is required to drive the SACD/CD drive stably. And analog circuits are sensitive to noise, the power supply must be as clean as possible.

The power transformer used in the DP-570S features dedicated windings for analog and digital circuits, ensuring they operate independently without affecting each other's circuits.

Custom-tuned high-capacity filtering capacitors with a capacity of 15,000uF each are employed, significantly impacting sound quality.

Ultra Low Noise

- Ultra Low Noise



Accuphase Laboratory, Inc.

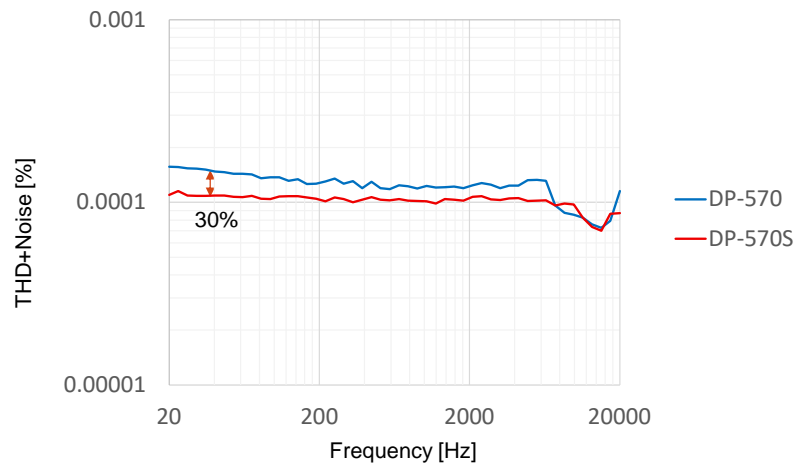
Ultra Low Noise is one of the main technical features of DP-570S.

The former model, DP-570 still has the excellent noise performance, however, DP-570S achieves 12% lower Guaranteed output noise than DP-560.

DP-570S guarantees 121dB signal-to-noise ratio.

Ultra Low THD+Noise

- Actual THD+Noise is lower than the former model



Actual THD + Noise to Frequency

Accuphase Laboratory, Inc.


DP-570S proudly shows the great THD+Noise characteristics which are quite important for music playback, and this clearly proves that DP-570S obtains the 30% lower THD+Noise characteristics in low frequency than DP-570.

Technology for ultra-low noise

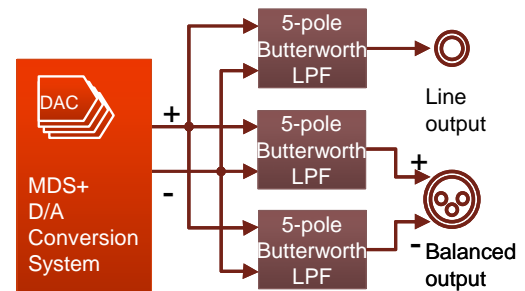
- 4 parallel D/A converters per channel
 - ES9028PRO 32bit Hyper Stream II DAC
 - 4MDS+ Architecture for all digital signals



ES9028PRO
Sabre DAC



DAC Assembly



Direct Balanced Filter

Accuphase Laboratory, Inc.


For the D/A converter section, DP-570S uses ESS Technology's 32-bit Hyper Stream II Sabre DAC ES9028PRO for DP-570. This is the same DAC as in DP-770.

ES9028PRO has 8 DACs inside, and DP-570S uses 4 DACs connected in parallel per channel with Accuphase's unique technology, MDS+ conversion system.

A fully balanced structure is employed after the D/A converter section in DP-570S. Each audio output features an independent low-pass filter. This ensures high-quality audio signals from all outputs.

Technology for ultra-low noise

- Installed ANCC Technology for I/V Converter
 - Improve THD+N performance



※ANCC: Accuphase Noise and distortion Canceling Circuit

Accuphase Laboratory, Inc.

The DP-570S incorporates ANCC in the post-filter section of the DAC stage, achieving even greater performance advantages over the DP-570.


ANCC is Accuphase's proprietary technology, employing a feedforward method to cancel minute distortion and noise components generated within the I-V conversion circuit.

Digital Inputs

- **HS-LINK INPUT / OUTPUT**
 - Version1: 192kHz / 24bit, 2.8MHz / 1bit
 - Version2: 384kHz / 32bit, 5.6MHz / 1bit
- **Coaxial INPUT / OUTPUT**
 - 192kHz / 24bit
- **Optical INPUT / OUTPUT**
 - 96kHz / 24bit
- **USB-B INPUT**
 - 384kHz / 32bit
 - 11.2MHz / 1bit (DoP / ASIO)
 - 22.5MHz / 1bit (ASIO)



Digital Terminals



USB Interface IC

Accuphase Laboratory, Inc.

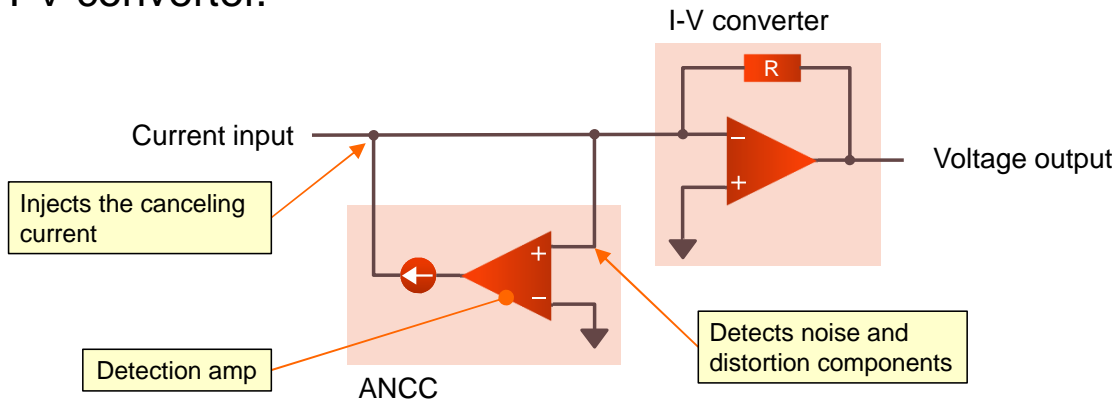
The USB input supports 384kHz/32-bit PCM or 22.5 MHz DSD. DSD data can be received via both DoP (DSD over PCM) and ASIO (DoP supports up to 11.2MHz).

HS-LINK has evolved to version 2, enabling transmission and reception of up to 384kHz/32bit PCM and 5.6MHz DSD.

The DP-570S automatically recognizes transmission using either HS-LINK Ver. 1 or Ver. 2.

Appendix “ANCC”

- ANCC: Accuphase Noise and distortion Canceling Circuit
 - To detect and cancel the noise and distortion at the input stage of I-V converter.



Accuphase Laboratory, Inc.

11

ANCC: “Accuphase Noise and distortion Canceling Circuit” is installed in the I-V converter.

Canceling noise and distortion is realized by detecting the components of noise and distortion at the input stage of an I-V converter module, and also by injecting the canceling current which contains the reversed polarity of those components.